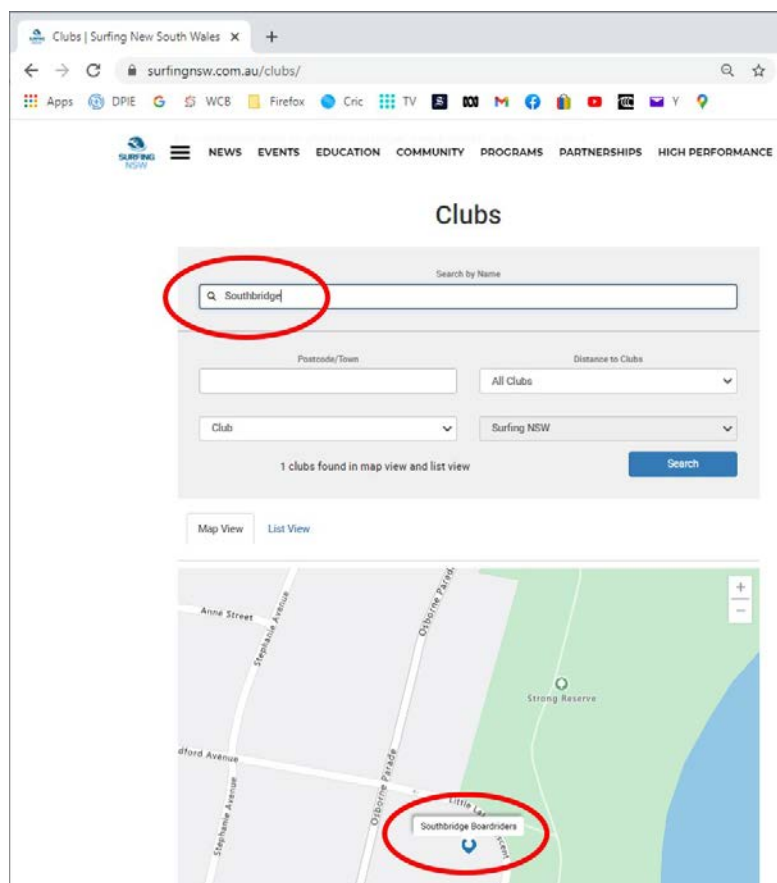


2021 Membership registration

Everyone must join and pay online through the [Surfing NSW Portal](#). It's easy! Follow the instructions below:

If you are **NOT** current registered with Surfing NSW:

1. Go to: <https://surfingnsw.com.au/clubs/>
2. Type "Southbridge" in the search by name box
3. Click "Southbridge Boardriders" on the map



4. Click the 'Join Club' button
5. Enter your details



Sign Up

First Name Last Name

Email Address

Contact Number

Date of Birth
Day Month Year

Gender
 Male Female

Username

Password

Address

Address Line 1

- In Communication Preferences – TICK **“I would like to receive information and offers from my Club”**
- Download and Read the Privacy Declaration – click Accept and Continue

Agreements & Opt-ins

← Back Accept & Continue

Communication Preferences ↑

SURFING IN AUSTRALIA COMMUNICATIONS

I would like to receive the latest surf news, information and videos from my State Surfing Organisation.

I'd like to subscribe to mySURF.tv and receive the best surf videos straight to your inbox for free!

I'd like to sign up to the Surfing Australia's Weekly Wave and get sent the latest and greatest surf news and videos.

I would like to receive information and offers from my Club.

GoMembership Communications

I would like to receive GoMembership news, features and product information

I would like to receive information from GoMembership's partners or affiliates

PRIVACY DECLARATION ↑


DOWNLOAD

By progressing you are also accepting GoMembership's [Terms and Conditions of Use](#).

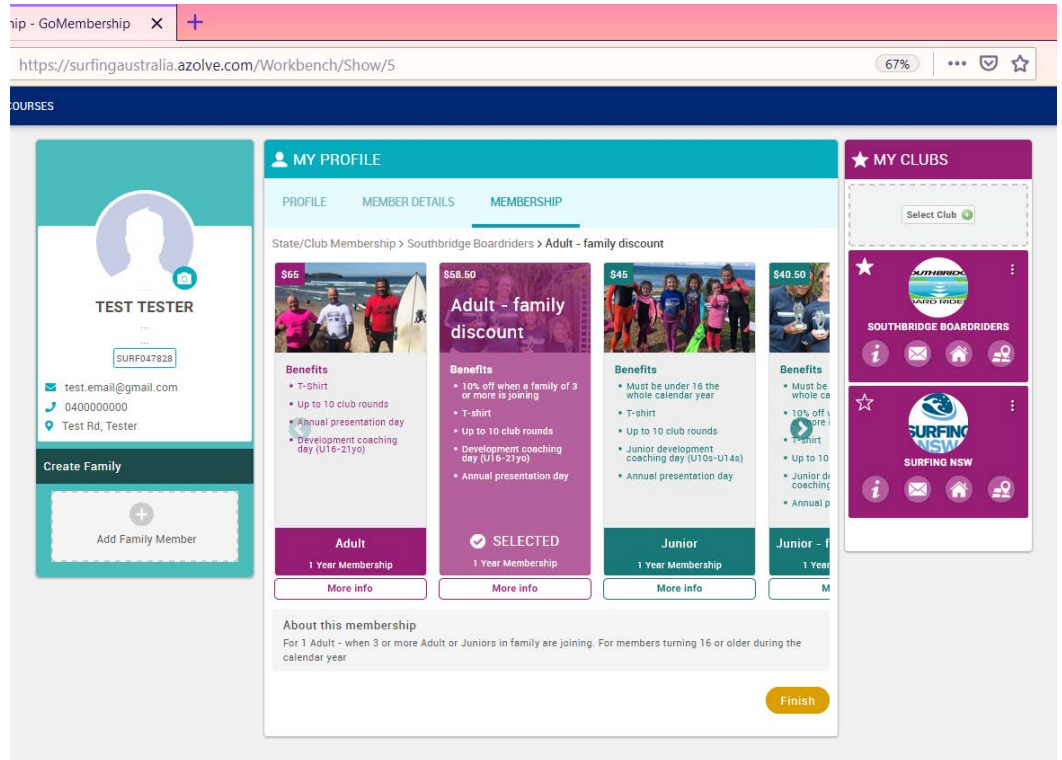
To learn more about how GoMembership protects your personal data please also read our [Privacy Policy](#).

← Back Accept & Continue

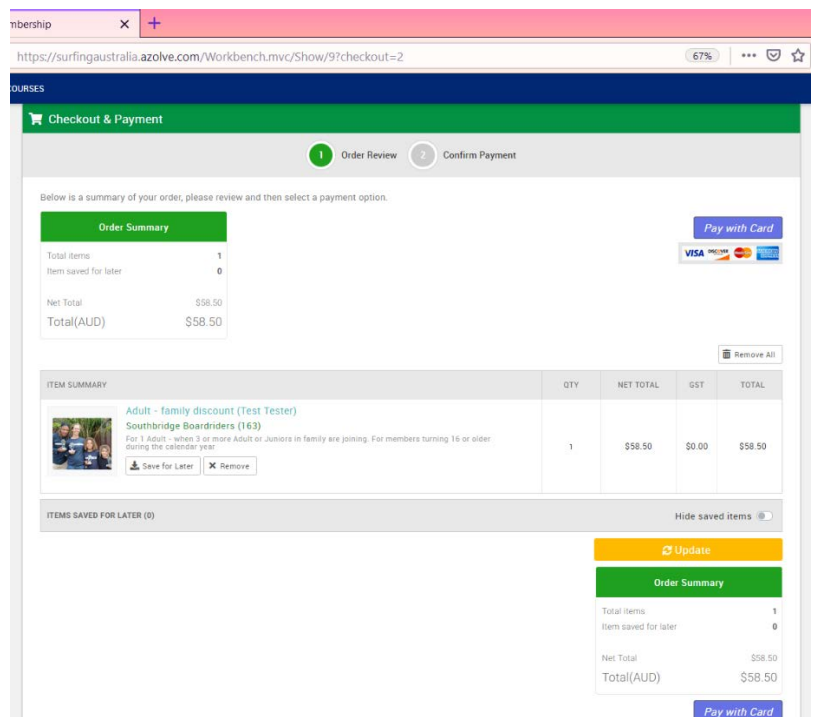
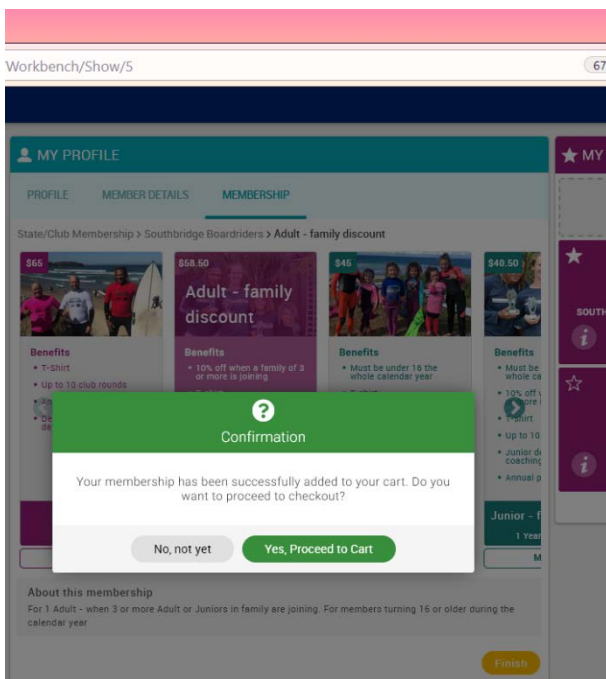
- Click “Buy Club Membership”



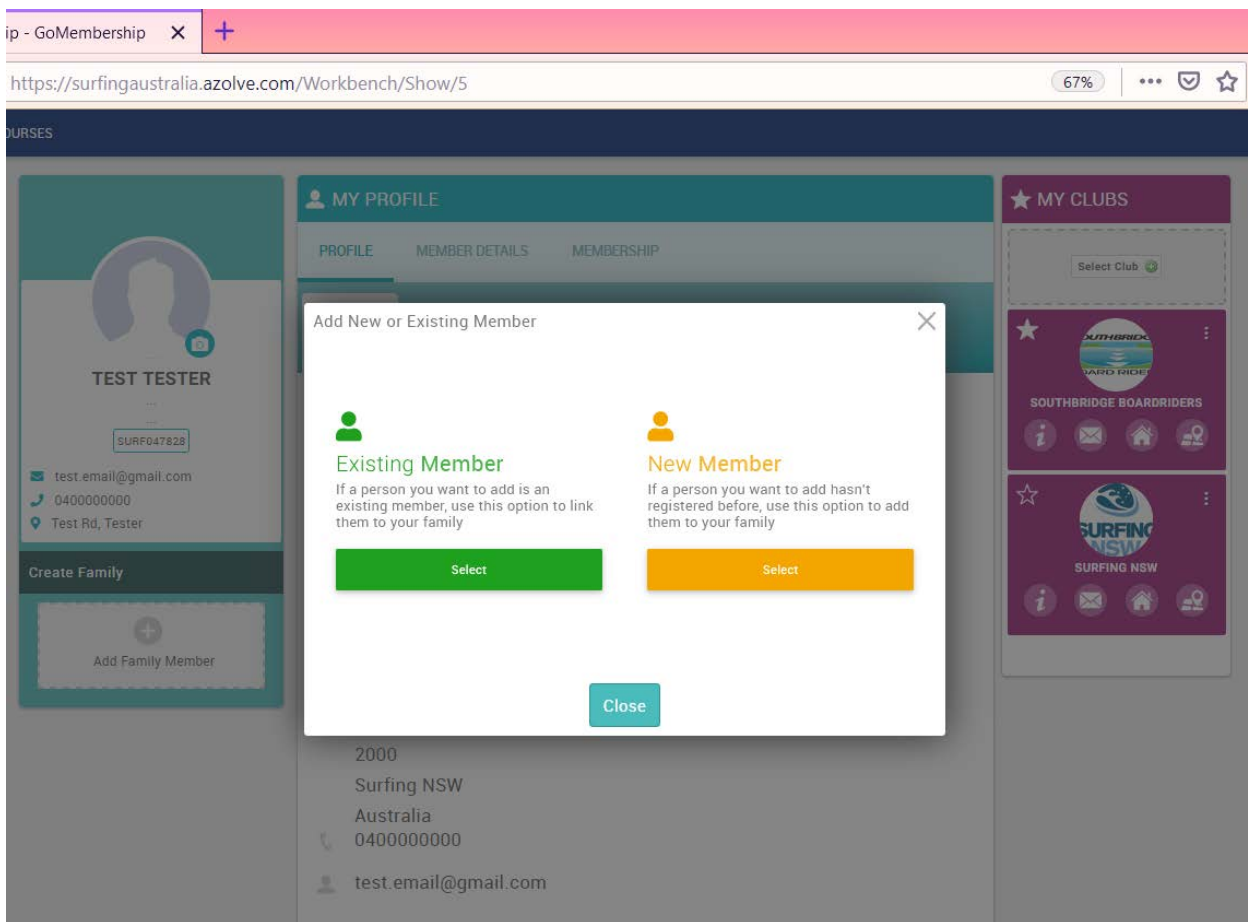
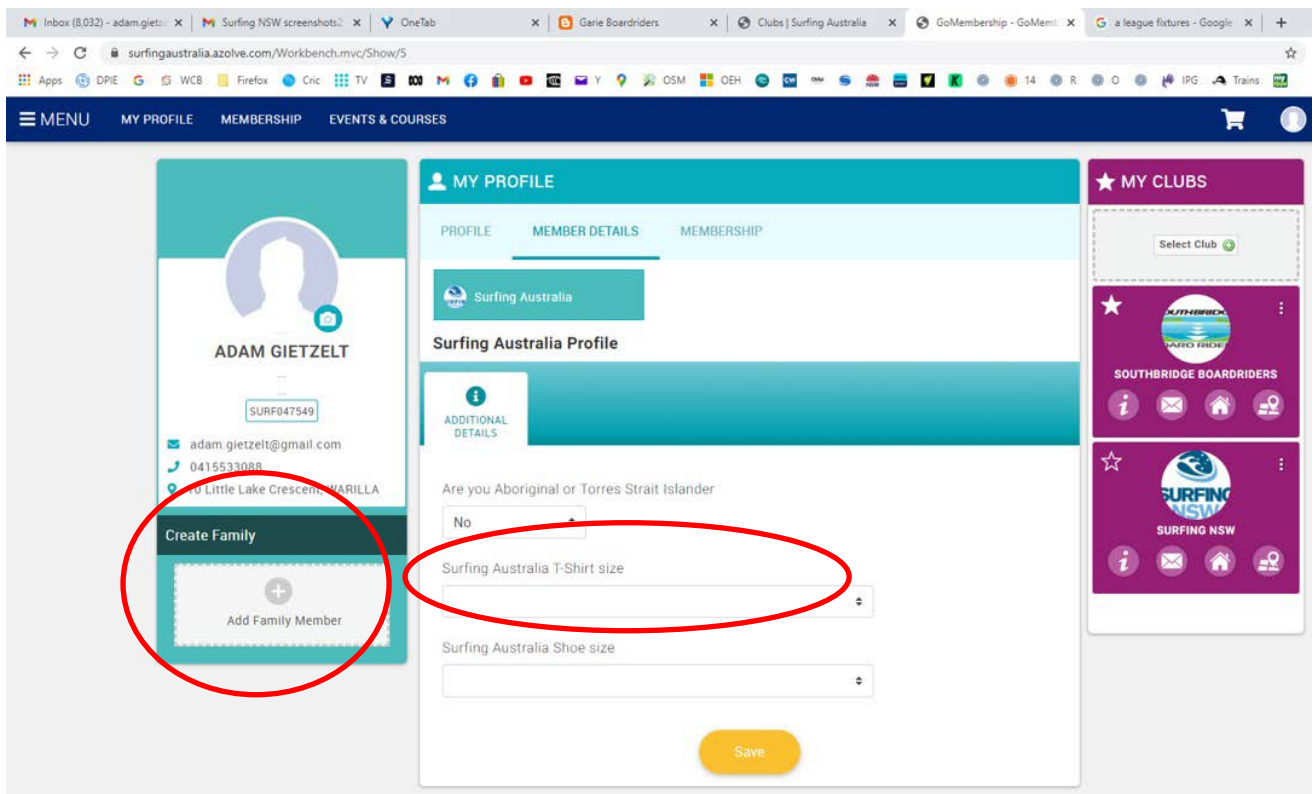
9. Choose "Southbridge Boardriders"
10. Select your membership package
11. Click "Finish"



12. Click "Yes Proceed to Cart"
13. Follow the Credit Card Payment Instructions



- 14. Add your T-shirt size in the 'Member details' menu tab
- 15. Use the +Add Family Member button to add other members



If you're already registered with Surfing NSW/Australia:

1. Go to: <https://surfingnsw.com.au/clubs/>
2. Click "Log In"
3. Enter Username (normally your email address) and Password



Sign Up

First Name Last Name

Email Address

Contact Number

Date of Birth
Day Month Year

Gender
 Male Female

Username

Password

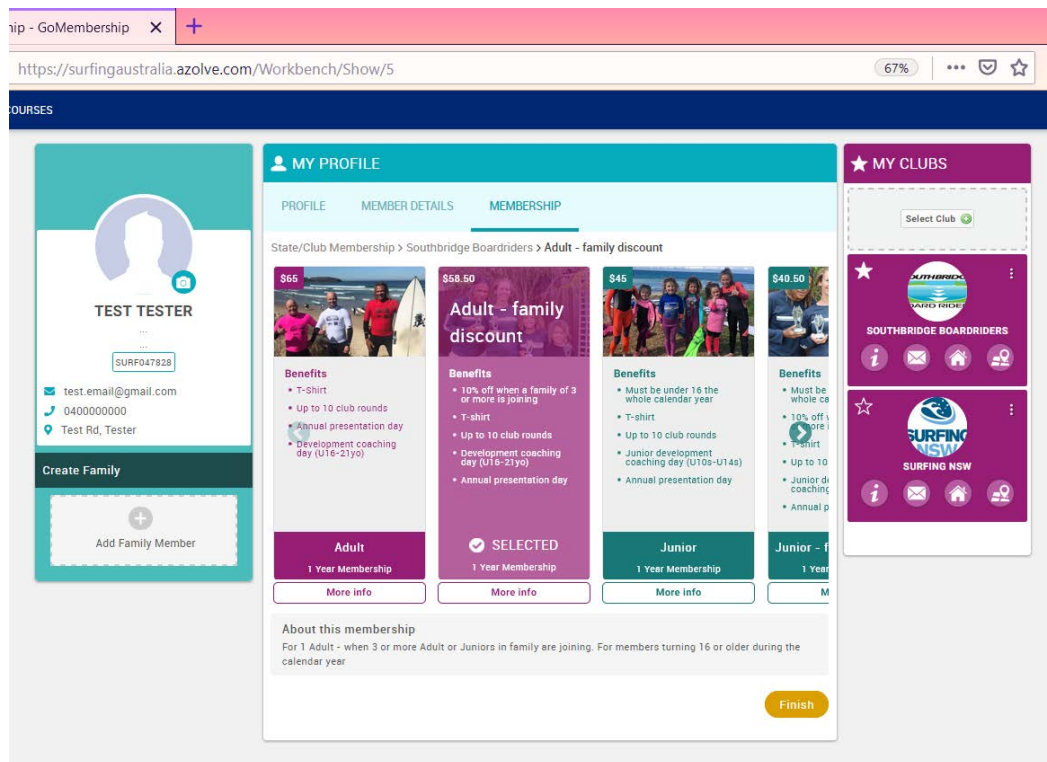
Address
Address Line 1

In the My Profile window:

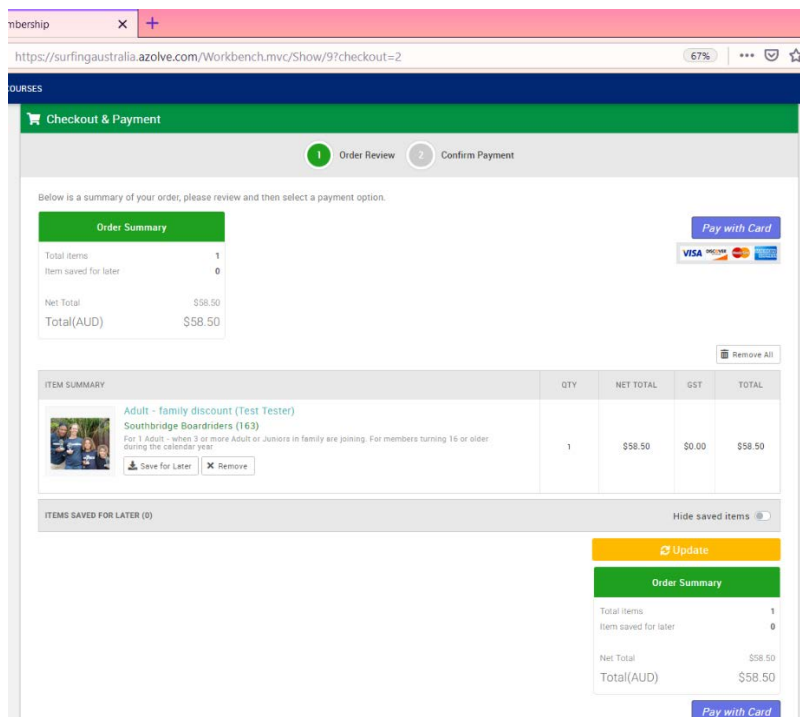
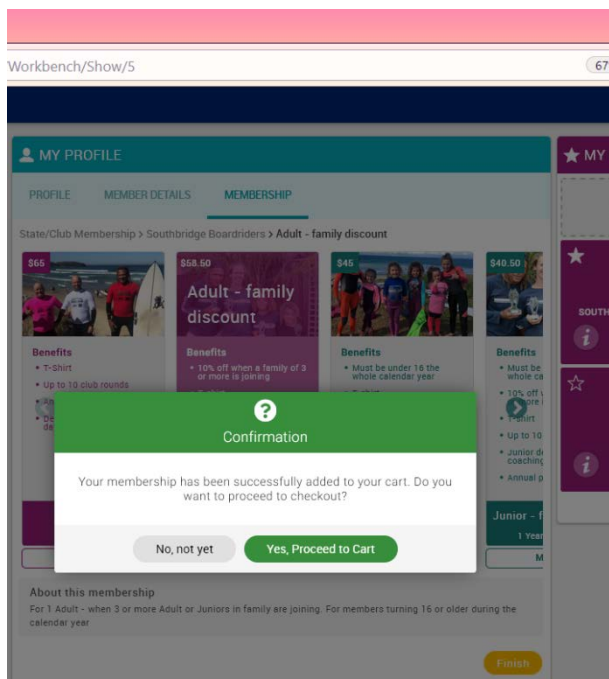
- Go to the 'Membership' tab under My Profile OR click the "Select Club" button in My Clubs
- Choose "Southbridge Boardriders" and click "Add"

A screenshot of a web browser displaying the Surfing NSW website. The browser's address bar shows the URL "surfingaustralia.azure.com/Workbench.mvc/Show/5". The website's navigation bar includes "MY PROFILE", "MEMBERSHIP", and "EVENTS & COURSES". The "MY PROFILE" section is active, showing a user profile for "ADAM GIETZELT" with contact information and a "Create Family" button. The "MEMBERSHIP" tab is selected, displaying "State/Club Membership" with two cards for "Southbridge Boardriders" and "Surfing NSW", each with an "ADD" button. The "MY CLUBS" section on the right shows a "Select Club" button and two club cards: "SOUTHBRIDGE BOARDRIDERS" and "SURFING NSW". A red circle highlights the "MEMBERSHIP" tab and the "Select Club" button.

- Select your membership package
- Click “Finish”



- Click “Yes Proceed to Cart”
- Follow the Credit Card Payment Instructions



Remember to:

- **Add your T-shirt size** in the 'Member details' menu tab
- In the **Profile > Opt Ins** tab – TICK **"I would like to receive information and offers from my Club"** in the Communication section
- Use the **+Add Family Member** button to add other members

